

## Air to Water Heat Exchanger



### Description

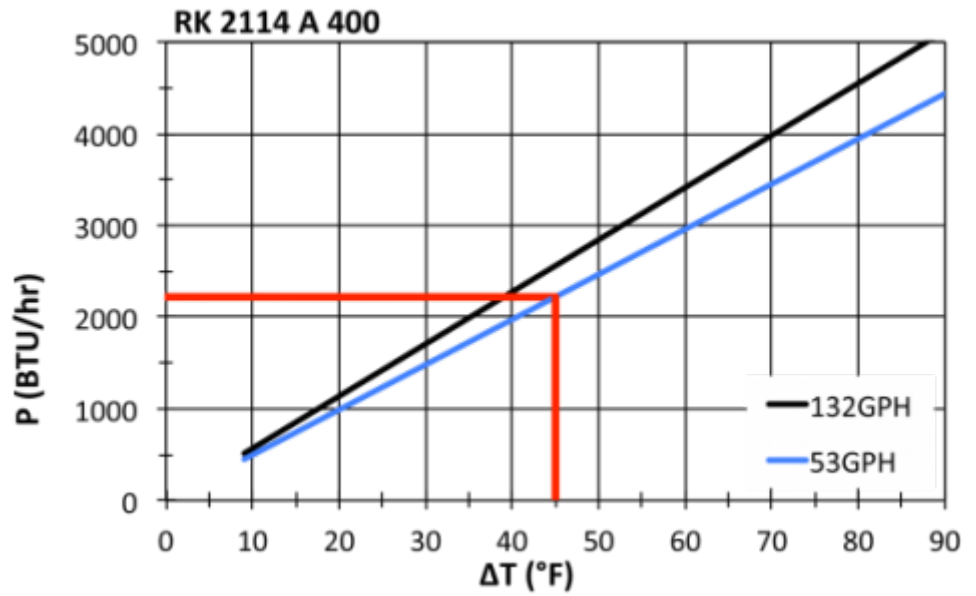
<b>Order Number:</b>	2114003
<b>Brand Name:</b>	SLIMLINE HEX
<b>Color:</b>	RAL 7035
<b>Housing Material:</b>	Mild steel, powder coated
<b>Ingress protection:</b>	IP 54
<b>Approvals:</b>	CE, cURus

## Technical data


<b>Cooling capacity 95F/W50F (53 GPH):</b>	2220 BTU
<b>Cooling capacity 95F/W50F (132 GPH):</b>	2560 BTU
<b>Coolant:</b>	Water, light oils or similar
<b>Operating temperature range:</b>	+34°F - +162°F
<b>Air volume flow (system / unimpeded):</b>	105 / 271 cfm @ 50 Hz 117 / 315 cfm @ 60 Hz
<b>Mounting:</b>	Wall mounted
<b>Dimension H x W x D:</b>	15.75 x 8.35 x 3.15 in.
<b>Weight:</b>	9.92 lbs
<b>Voltage / Frequency:</b>	230 V ~ 50/60 Hz
<b>UL Voltage / Frequency:</b>	230 V ~ 50/60 Hz
<b>Rated current:</b>	0.4 A
<b>Starting current:</b>	1 A
<b>Max. current:</b>	0.4 A
<b>Power consumption:</b>	75 W
<b>Max. power:</b>	80 W
<b>Pressure water circuit:</b>	10 bar
<b>Water connection:</b>	Rp 1/4" - inside thread with 2 connectors for pipe internal diameter of 0.39 in.
<b>Fuse:</b>	4 A (T)
<b>Connection:</b>	9.8 ft cable ready for connection

**Performance graph:**


$\Delta T$  = Temperature difference between enclosure air and coolant  
 P = Cooling Capacity



**Air flow:**



**Cut out dimensions:**



Note:  
 Primary dimensions in millimeters.  
 Secondary dimensions in inches.

## Order Information

<b>Stainless steel housing part no.</b>	21140032
<b>For internal mounting. Note: air outlet in floor panel!</b>	2114002
<b>Verpackungsmaße</b>	538.6 x 249 x 122 mm
<b>Bruttogewicht</b>	6 kg
<b>Taric code</b>	84158300
<b>GTIN (EAN)</b>	5350604210110