

Enclosure air conditioner



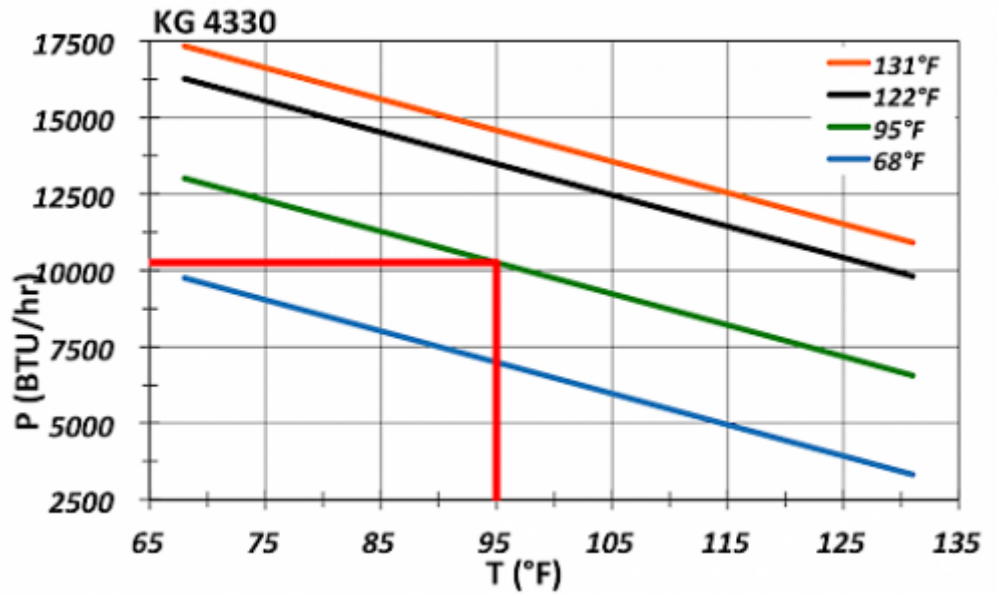
Description

| | |
|----------------------------|---------------------------|
| Order Number: | 43302081 |
| Brand Name: | SoliTherm |
| Color: | RAL 7035 |
| Housing Material: | Mild steel, powder coated |
| Ingress protection: | TYPE 12 |
| Approvals: | CE, cURus, cULus |

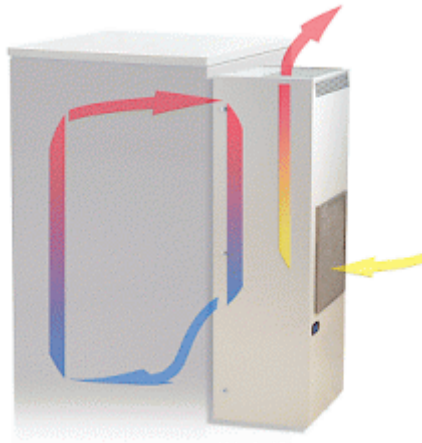
Technical data

| | |
|--|--|
| Cooling capacity 95F/95F: | 10240 BTU |
| Cooling capacity 95F/122F: | 8560 BTU |
| Compressor type: | Rotary piston compressor |
| Refrigerant / GWP: | R134a / 1430 |
| Refrigerant charge: | 1050 g / 37 oz |
| High / low pressure: | 24 / 6 bar 348 / 88 psig |
| Operating temperature range: | 50°F - 131°F |
| Air volume flow (system / unimpeded): | Ambient air circuit: 441 / 706 cfm Cabinet air circuit: 506 / 706 cfm |
| Mounting: | Recessed |
| Dimension H x W x D: | 51 x 21.9 x 13.4 inch |
| Weight: | 160 lbs. |
| Cut out dimensions: | 19.4 x 48.6 inch |
| Voltage / Frequency: | 380-415 V 50 Hz 3~ 400-460 V 60 Hz 3~ |
| UL Voltage / Frequency: | 400/460 V ~ 60 Hz 3~ |
| Current 95F95F: | 2.1 A @ 50 Hz 2.3 A @ 60 Hz |
| Starting current: | 7.6 A / 8.1 A |
| Max. current: | 3.3 A / 3.5 A |
| Nominal power 95F95F: | 1.34 kW @ 400 V 1.7 kW @ 460 V |
| Max. power: | 1.66 kW @ 400 V 2.10 kW @ 460 V |
| Fuse: | 3 x 6 A (T) |
| Short-circuit current rating: | 5 kA |
| Connection: | Connection terminal block |


Performance graph:



Air flow:



Cut out dimensions:



Order Information

| | |
|---|---------------|
| Stainless steel housing part no. | 43302026 |
| Taric code | 84158200 |
| GTIN (EAN) | 5350604361157 |